



NEHA PUBLIC SCHOOL

130/557 B BAKAR GANJ. KANPUR

HOLIDAY HOMEWORK

Session : 2024-25

**CLASS
2nd (ENG. MED.)**

PASTE

YOUR

PHOTO

NAME :



HOLIDAY

Homework

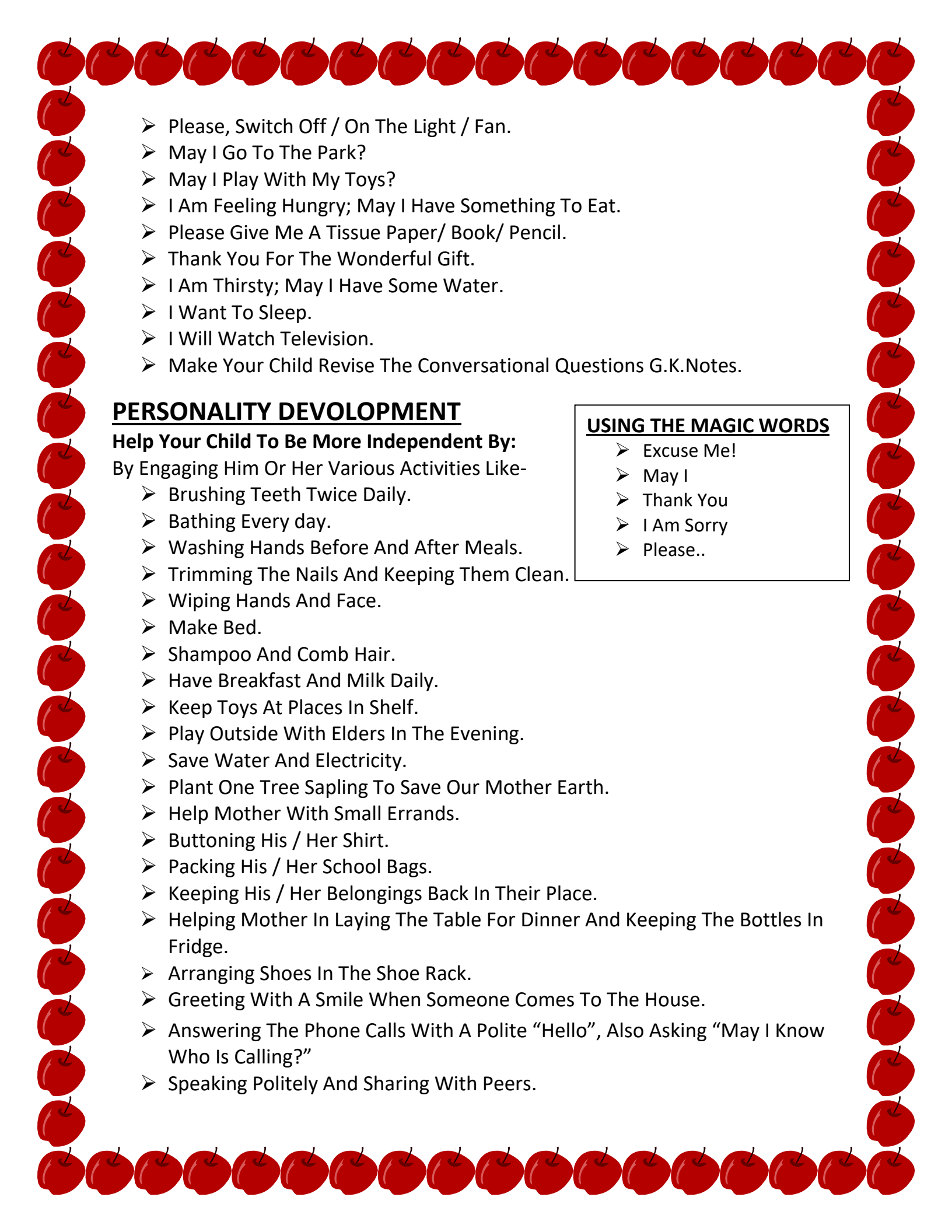
FOR THE PARENTS

Summer Vacations are here. A few vital suggestions are listed below to make the vacations more exciting and fruitful than ever before.

Be A Friend: Play Games With Your Child Like – Ludo, Carom, Etc.

Explore Nature: Take Your Child For Morning Walk, And Along With Them Count Trees, Cars, Stones, Flowers Etc. While Going For A Walk.

1. Playing In Gardens And Parks Always Bring Joy For Little Kids, At The Same Time They Can Prove To Be Great Learning Source I.E. Different Plants, Trees, Flowers, Leaves, Their Colours Etc. Bring Your Child Close To Nature. Take Your Child To Nature Walk.
2. Encourage Your Child To Play With Other Children Helping Them To Make New Friends.
3. Children Must Learn To Help Themselves By Folding Of Apron & Napkin, Closing & Opening Of Bag, Water Bottle, Fruit Box, Lunch Box Etc., Hanging Of Bag & Water Bottles, Buttoning Of Shirt.
4. Show Different Vegetables And Fruits And Ask Him/Her To Identify And Pick Up Whichever He/She Wants To Eat, Its Colour Taste Etc.
5. Talk To Your Child About The Things They See Around Which Will Help In Enriching The Child's Vocabulary.
6. When You Dress Up Your Child Make Him/ Her Aware About The Colour Of The Dress.
7. Spend Some Time With Your Child By Playing Or Simply Conversing With Your Child In English And Develop A Habit Of Speaking Proper Sentence Like:-
 - How Are You? I'm Good. Thank You.
 - Please, Open / Close My Tiffin / Bottle.
 - I Have Finished My Work / Food.

- 
- Please, Switch Off / On The Light / Fan.
 - May I Go To The Park?
 - May I Play With My Toys?
 - I Am Feeling Hungry; May I Have Something To Eat.
 - Please Give Me A Tissue Paper/ Book/ Pencil.
 - Thank You For The Wonderful Gift.
 - I Am Thirsty; May I Have Some Water.
 - I Want To Sleep.
 - I Will Watch Television.
 - Make Your Child Revise The Conversational Questions G.K.Notes.

PERSONALITY DEVELOPMENT

Help Your Child To Be More Independent By:

By Engaging Him Or Her Various Activities Like-

- Brushing Teeth Twice Daily.
- Bathing Every day.
- Washing Hands Before And After Meals.
- Trimming The Nails And Keeping Them Clean.
- Wiping Hands And Face.
- Make Bed.
- Shampoo And Comb Hair.
- Have Breakfast And Milk Daily.
- Keep Toys At Places In Shelf.
- Play Outside With Elders In The Evening.
- Save Water And Electricity.
- Plant One Tree Sapling To Save Our Mother Earth.
- Help Mother With Small Errands.
- Buttoning His / Her Shirt.
- Packing His / Her School Bags.
- Keeping His / Her Belongings Back In Their Place.
- Helping Mother In Laying The Table For Dinner And Keeping The Bottles In Fridge.
- Arranging Shoes In The Shoe Rack.
- Greeting With A Smile When Someone Comes To The House.
- Answering The Phone Calls With A Polite "Hello", Also Asking "May I Know Who Is Calling?"
- Speaking Politely And Sharing With Peers.

USING THE MAGIC WORDS

- Excuse Me!
- May I
- Thank You
- I Am Sorry
- Please..

LEARN LITERARY HOMEWORK

English Litt.- Lesson- 1,2,3 All Exercises.

English Lang.- Lesson- 1, 2, 3 All Exercises.

Hindi Litt.- पाठ 1 से 2 तक पूरा अभ्यास कार्य।


Hindi Lang.- पाठ 1 से 2 तक पूरा अभ्यास कार्य।

Maths – Chapter- 1, 2 All Exercises. Table 2 to 15

E.V.S.- Lesson- 1, 2 All Exercises.

Project Work- Make any one by using thermocol-
1- Sun Face 2- Ice-Cream Face 3- Mango Face

On The First Day Of My School
I Was




Happy



Sad



Scared



Worried



Curious

COLOUR ANY ONE EXPRESSION



ENGLISH

1- Answer the following questions-

a)- Who is asking the questions?

Ans-

.....

b)- Are vegetables cooked?

Ans-

.....

c)- Define Sentence?

Ans-

.....

d)- Write the kind of numbers. Give examples?

Ans-

.....

2- Complete the sentence by filling the blanks-

a)- The grapes sour.

b)- Neha reading.

c)- Men swimming.

3- Fill in the blanks-

a)- Sl _____ ep.

b)- Pra _____ er.

c)- Te _____ th.

d)- St _____ ry.

4- Write the meaning of these words-

a- Bad

b- Work

c- Cook

HINDI

1- निम्न प्रश्नों के उत्तर दो-

a)- व्यापारी क्या काम करता था ?

Ans-

.....

b)- बहती हुई नदियाँ कैसी आवाज करती हैं ?

Ans-

.....

c)- व्याकरण किसे कहते हैं ?

Ans-

.....

d)- व्यंजन किसे कहते हैं ?

Ans-

.....

2- निम्न वाक्यों को शुद्ध करके लिखिए-

a)- बैड था रहा बज।

b)- पिताजी आती है।

c)- लड़की जा रहा है।

3- निम्न के विलोम लिखो-

a)- लाभ -

b)- पूरा -

c)- धनी -



MATHS

1- Write the numerals-

a)- One hundred ten =

b)- One hundred four =

c)- One hundred forty =

d)- One hundred fifty three =

2- Write the numbers that comes before, after & between-

a)- _____ 205 _____

b)- 630 _____ 632

c)- 944 _____ 946

d)- _____ 899 _____

3- Write all the even numbers between 18 and 42-

18, 20, _____

4- Write all the odd numbers between 57 and 81-

57, 59, _____

5- Arrange the given numbers in Ascending order-

a)- 97, 85, 175, 105 =

b)- 106, 600, 205, 315 =

6- Write in words-

a)- 206 =

b)- 419 =

E.V.S.

1- Answer the following questions-

a)- What is a joint?

Ans-

.....

b)- What do you understand by internal organs?

Ans-

.....

c)- Describe a single parent family?

Ans-

.....

d)- What is a joint family?

Ans-

.....

2- Fill in the blanks-

a)- Our body is made up of

b)- A joint family is also called a family.

c)- of parents are called our grandparents.

3- Match the following-

Father's brother

Father's father

Mother's mother

Mother's sister


Maternal aunt

Paternal uncle

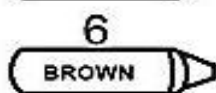
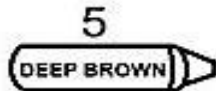
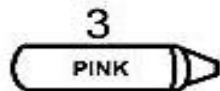
Paternal grandfather

Maternal grandmother

ART



Color Key



FIND THE CLASSROOM OBJECTS NAME & MAKE CIRCLE




Classroom

- | | | | | |
|---------------|------------|--------------|------------|---------------|
| 1.pencil case | 5.desk | 9.book | 12.chair | 15.whiteboard |
| 2.sharpener | 6.eraser | 10.marker | 13.pen | 16.pencil |
| 3.book bag | 7.scissors | 11.gluestick | 14.crayons | 17.paper |
| 4.ruler | 8.notebook | | | |

O	E	S	A	C	L	I	C	N	E	P	O	R	S
S	H	A	R	P	E	N	E	R	K	A	E	R	C
W	R	S	E	R	C	C	G	A	B	K	O	O	B
H	R	K	D	E	O	R	B	P	R	U	L	E	R
I	K	S	E	D	S	L	A	P	O	E	A	O	R
T	A	I	N	O	P	E	K	Y	E	E	O	I	I
E	E	R	A	S	E	R	P	U	O	N	E	L	A
B	A	S	C	I	S	S	O	R	S	N	P	B	L
O	T	B	O	E	R	E	A	R	E	O	S	L	I
A	U	S	E	E	C	A	B	O	O	K	O	A	C
R	N	A	P	H	O	S	G	I	C	A	C	R	N
D	E	A	A	N	O	T	E	B	O	O	K	K	E
R	P	I	H	R	L	R	E	K	R	A	M	T	P
S	R	K	C	I	T	S	E	U	L	G	R	A	A



COMPLETE THE PUZZLE & COLOUR ALL PICTURES

Summer Time



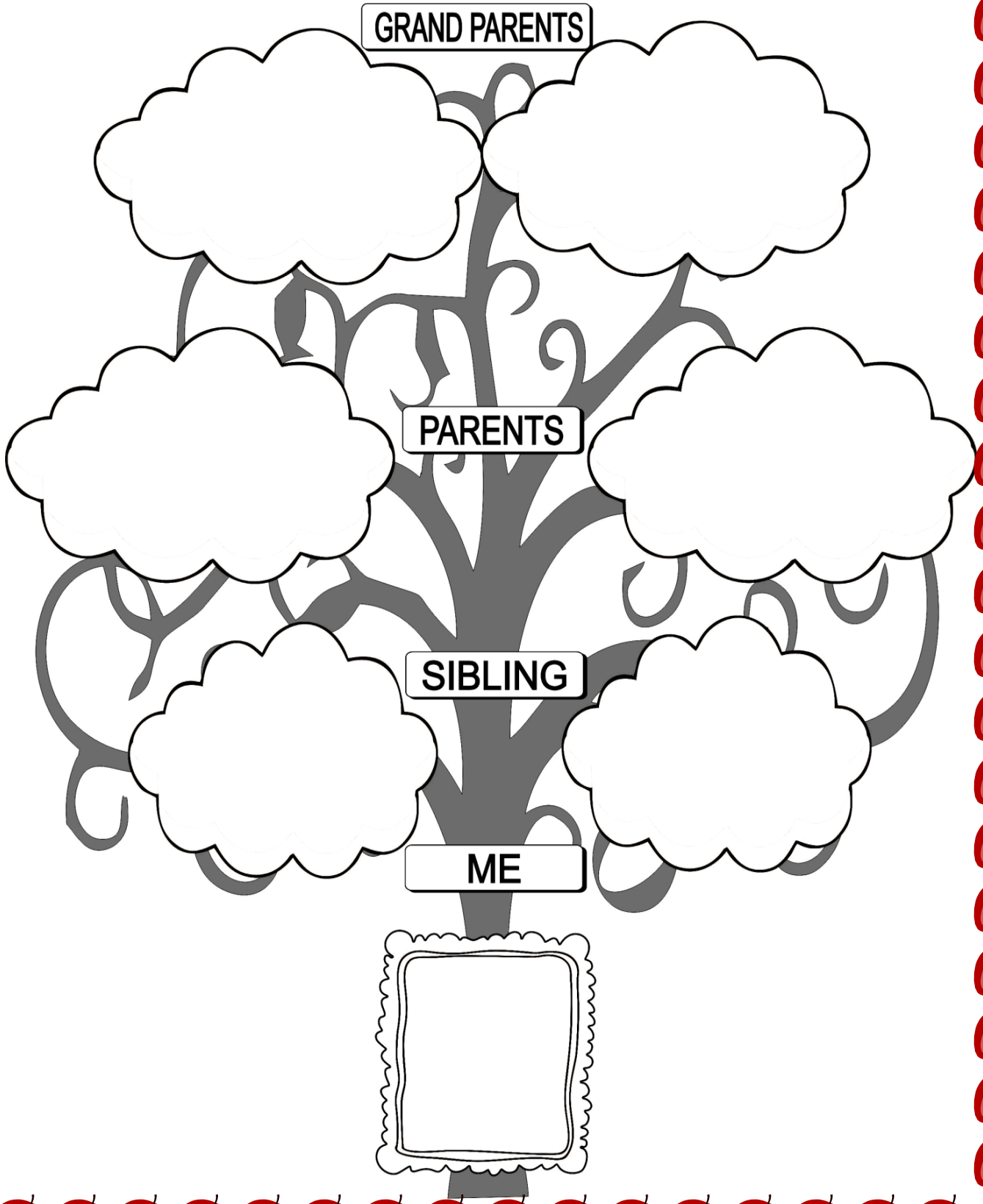
1. Parrot 2. Watermelon 3. Whale
4. Bird 5. Palm 6. Airplane 7. Sunscreen
8. Cocktail 9. Skydiving 10. Sun

COLOUR THE GIVEN PICTURE AND SPOT THE 10 DIFFERENCES AND MAKE CIRCLE



FAMILY TREE

Paste Pictures (Passport Size) Of Your Grand Parents, Parents, Siblings And You.





PLANT A TREE ACTIVITY WITH PARENTS

1. Plant a small tree in a pot or a ground near your home and observe the growth of plant daily.
अपने घर में एक गमले में या आस-पास ज़मीन में एक छोटा पेड़ लगाइए और प्रतिदिन पौधे की वृद्धि का निरीक्षण करें।)
2. Click pictures of the plant daily and paste some pictures here.
पौधे की रोज़ाना फोटो खींचें और कुछ फोटो यहाँ चिपकाएँ।




MAKE A NEST ACTIVITY WITH PARENTS

1. Make a nest on the rooftop of your house and keep some food and water for birds.
अपने घर की छत पर एक घोंसला बनाएँ और चिड़िया के लिए दाने और पानी रखें।
2. Daily observe the nest and click pictures of the nest with bird and paste some pictures here.
प्रतिदिन घोंसले का निरीक्षण करें और चिड़िया के साथ फोटो खींचकर कुछ फोटो यहाँ चिपकाएँ।

ABOUT JOURNEY WITH FAMILY

1. Visit a new place during summer holidays with your parents.
गर्मी की छुट्टी में अपने माता-पिता के साथ कहीं घूमने जाएँ।
2. Click pictures of the places you visit and paste some pictures here.
जहाँ-जहाँ आप घूमें वहाँ की अपनी फोटो खींचें और कुछ फोटो यहाँ चिपकाएँ।

DAL PASTING ACTIVITY



Instructions - Let's paste yellow and green dal.

Objective - To enhance fine motor skills of the child.

IMPORTANT POINTS:

- School Will Re-Open On 1st July 2024 As Per Summer Timings Of The School.
SCHOOL TIMING:- (ENGLISH MEDIUM)
PG. TO U.K.G. CLASS – 12:00 PM TO 4:30 PM
1 TO 12 CLASS – 7:30 AM TO 12:00 PM
- Let The Little One Do All The Homework Under Your Supervision.
- Kindly Submit The Holiday Homework On The Re-Opening Day Of The School.

We Hope You Will Enjoy These Activities And Come Back To School With A New Zeal And Enthusiasm.

HAVE A HAPPY & CHEERFUL VACATION!

**MR. C.A. ANSARI
MANAGER**

**MR. SHAHNAWAZ ANSARI
PRINCIPAL(J.H.)**

**MR. ISHAN ANSARI
PRINCIPAL(PRIMARY)**

